

# RX Appointment Form

Scheduling: (239) 938-3535 FAX: (239) 938-3580



**FLORIDA  
RADIOLOGY  
CONSULTANTS**

Extraordinary Service. Excellent Care.

Today's Date: \_\_\_\_\_

Appointment Date: \_\_\_\_\_

Arrival Time: \_\_\_\_\_

Appointment Time: \_\_\_\_\_

- South Pointe  
6311 South Pointe Blvd., Ste. 600
  
- Barkley Circle  
63 Barkley Circle, Ste. 101

- STAT       Films with Patient
- Phone Report: \_\_\_\_\_  
(include cell phone number for after hours)
- FAX Report: \_\_\_\_\_
- Deliver Films/CD: \_\_\_\_\_

- Obtain Authorization  
NPI #: \_\_\_\_\_
- Authorization: \_\_\_\_\_
- FAX Scheduling
- C.C. Report: \_\_\_\_\_

## PATIENT INFORMATION (please print)

Name \_\_\_\_\_ DOB \_\_\_\_\_

Daytime Phone \_\_\_\_\_ Alternate Phone \_\_\_\_\_

## REFERRING PHYSICIAN INFORMATION

Physician's Name \_\_\_\_\_ Physician's Signature \_\_\_\_\_

Office Phone \_\_\_\_\_ Office Fax \_\_\_\_\_

## HISTORY & DIAGNOSIS:

## PROCEDURES TO BE ORDERED (see reverse of script pad for specific exams by modality)

\*Coordination Services: Screening Mammography, PET & Open MRI - see reverse of script pad for details.

MRI\*:  w/o contrast     w & w/o contrast     w/ contrast if needed  
Sedation:  Valium     IV Versed

### Ultrasound

CT\*:  w/o contrast     w & w/o contrast     w/ contrast if needed

### X-Ray

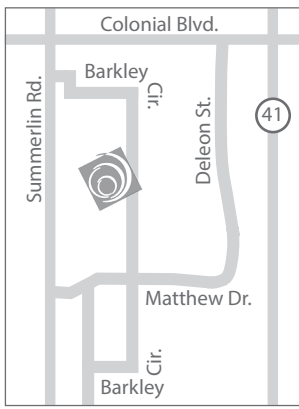
### Lab

Creatinine  
\*Creatinine & GFR needed for Diabetic or Renally Compromised patients requiring IV Contrast

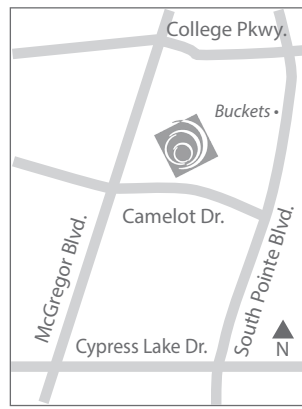
### Fluoroscopy

### Nuclear Medicine

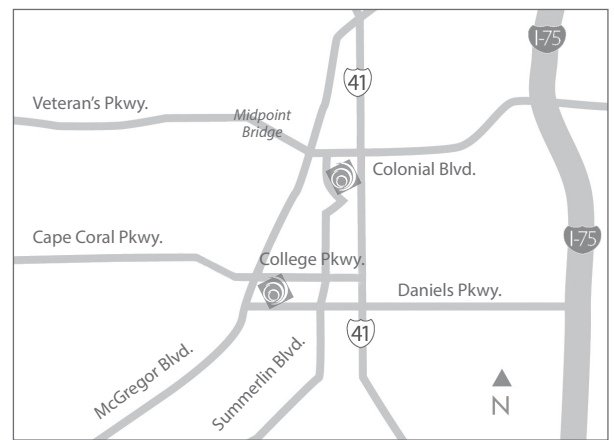
Other:  Coordination Services\*



63 Barkley Circle, Ste. 101



6311 S. Pointe Blvd., Ste. 600



**Sedation:** For claustrophobic and anxiety-ridden patients, we offer a number of sedation options. Consult your referring physician for your best solution and they will inform us of your personal needs.

**Concierge Service:** For the convenience of our patients, we are pleased to offer a first of its kind service. Contact our medical records department and they will arrange for the delivery of your films or preparation materials to your home or office with no delivery charge.

## PATIENT PREPARATIONS FOR PROCEDURES

**Be sure to follow instructions for your exam preparations.**

Please bring the following items with you to your appointment:

- Insurance card
- Physician's order (prescription)
- Picture ID
- Prior imaging/x-ray examination information: location, dates
- A staff member will be contacting you within 24 hours of your appointment to discuss preparation for your exam and any financial responsibility you may have.
- Please arrive at least 30 minutes prior to your appointment.
- If you need to check out your x-rays, please call us 24 hours in advance.
- Exam results will be sent to your physician within 48 hours.
- If you have any questions about preparation or your exam, please contact us.

- Barium Enema:** Your physician will give you an order for Colyte. Follow instructions. Prep is required 24 HOURS PRIOR to exam.
- Bone Scan:** Arrive for injection, return 2-3 hours later for scan.
- Cardiac Imaging Stress Test:** This is a 2-day study. Day 1, the resting baseline portion, eat normally. Day 2, the stress portion, eat a light meal 3-4 HOURS PRIOR to the test. Discontinue caffeine and beta blockers the day before your test, unless otherwise instructed by your physician. Wear loose, comfortable clothing.
- CT Abdomen Only:** Drink two bottles of oral contrast liquid 1 HOUR PRIOR to the exam.
- CT Abdomen and/or Pelvis:** Drink one bottle of oral contrast liquid 2 HOURS PRIOR to the scan, and another 1 HOUR PRIOR to the exam. Except for contrast, DO NOT eat anything after midnight, or for at least 4 HOURS PRIOR to the exam.
- CT Pelvis Only:** Drink two bottles of oral contrast liquid 2 HOURS PRIOR to the exam.
- CT Exam Requiring I.V. Contrast (other than Abdomen/Pelvis):** DO NOT eat anything after midnight, or for at least 4 HOURS PRIOR to the exam.
- Esophogram/Barium Swallow:** DO NOT eat or drink 4 HOURS PRIOR.
- Gastric Emptying:** DO NOT eat or drink 8 HOURS PRIOR to appointment.
- Hepatobiliary Scan:** DO NOT eat or drink anything 5 HOURS PRIOR to study.
- IVP:** Your physician will give you an order for Colyte. Follow instructions. Prep is required 24 HOURS PRIOR to exam.
- MRCP:** DO NOT eat or drink anything after midnight or for at least 4 HOURS PRIOR to the exam
- MRI:** Notify staff if you have a pacemaker, brain aneurysm clip, or metal anywhere in your body.
- MRI/CT/Enterography:** DO NOT eat or drink anything after midnight or for at least 4 HOURS PRIOR to the exam. Arrive 90 minutes prior to exam.
- Thyroid Scan w/ or w/o Uptake:** Thyroid with uptake is a 2-day exam, without uptake is 1 day. You will be asked to return to the center 3 or 5 hours after your initial appointment. No thyroid medications, iodine treatments, CT or IVP dye 3-6 weeks prior to your appointment.
- Ultrasound - Abdomen/Gallbladder/Kidney/Arota:** DO NOT eat anything after midnight, or for at least 6 HOURS PRIOR to the exam.
- Ultrasound - Pelvic/OB:** Drink four 8oz. glasses of liquid 1 HOUR PRIOR to appointment. DO NOT empty bladder. Bladder must be full for exam.
- Upper GI:** DO NOT eat or drink anything after midnight or for at least 6 HOURS PRIOR to the exam.

**\*\* If you are allergic to iodine or IVP DYE, notify our office PRIOR to your appointment.**

**\*\* If you are DIABETIC, you will require lab work prior to your exam. You must NOT take GLUCOPHAGE (Metformin) for 48 HOURS AFTER YOUR EXAM and you will be required to have additional labwork, if you had a CT.**



Scheduling: (239) 938-3535 FAX: (239) 938-3580  
 Medical Records: (239) 938-3511 FAX: (239) 938-3582  
 Administrative Office: (239) 938-3500

www.FLRad.com